



## 77558 BARRETT

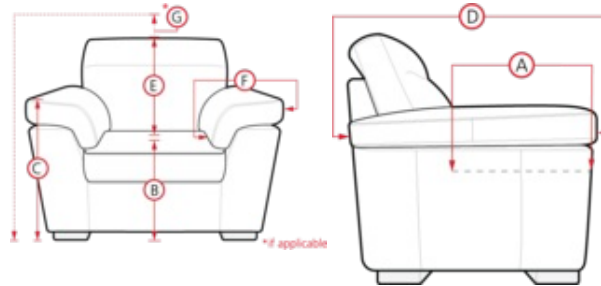
The Barrett collection is a transitional sofa with elegant design details. Featuring a stylish tufting detail on the seat and the outside arm, accented with top stitching, the frame upholsters beautifully in a variety of covers. The cover choice can transform this sophisticated collection into either a modern or traditional style, depending on your preference. With blown fiber back cushions and layered foam seats, the Barrett is a comfortable collection that exudes flair and makes a statement in any room. This stand-alone piece looks great from every angle and holds its own when floated in the center of a room.

### FEATURES

- **Frame Construction:** The majority of Palliser frames are constructed from engineered wood products, hardwood or softwood; joints are pinned and glued for uniformity and strength.
- **Cushions:** Attached seat cushions feature a high-resiliency, high density foam core with a polyester wrap. Semi-attached back cushions feature a fibre filling, blown into channels to prevent shifting and provide pillow-soft comfort
- **Suspension:** Back suspension features 100% premium elastic webbing to provide consistent comfort and support, Seat suspension features heavy gauge sinuous springs, engineered to provide premium comfort and endurance
- **Cover:** All Palliser Fabrics, All Palliser Leathers
- **Features:** Single and double needle top stitching for luxurious tailoring (on leather and select fabrics), This collection comes standard with an Espresso finish wood leg



# 77558 BARRETT

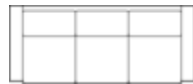


- A. Seat Depth: 23.5 in / 59.7 cm
- C. Arm Height: 29.0 in / 73.7 cm
- E. Seat Back Height: 14.5 in / 36.8 cm
- G. Headrest Extension: N/A

**PALLISER**  
My Home, My Style, My Way™

- B. Seat Height: 18.5 in / 47.0 cm
- D. Arm Depth: 38.0 in / 96.5 cm
- F. Width of Arm: 6.5 in / 16.5 cm


Measurements displayed here represent the standard for this series. Some pieces may vary.



01 Sofa  
91 x 38 x 33"  
232 x 97 x 84cm  
IA: 78" / 199cm




02 Chair  
39 x 38 x 33"  
100 x 97 x 84cm  
IA: 26" / 67cm



03 Loveseat  
65 x 38 x 33"  
166 x 97 x 84cm  
IA: 52" / 133cm



04 Ottoman  
39 x 32 x 16"  
100 x 82 x 41cm




08 RHF Loveseat  
07 LHF Loveseat  
58 x 38 x 33"  
148 x 97 x 84cm




10 Armless Chair  
26 x 38 x 33"  
67 x 97 x 84cm



11 Corner Square  
38 x 38 x 33"  
97 x 97 x 84cm



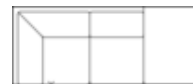
13 RHF Sofa  
12 LHF Sofa  
84 x 38 x 33"  
214 x 97 x 84cm



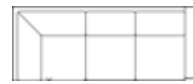
14 Armless Loveseat  
52 x 38 x 33"  
133 x 97 x 84cm



15 RHF Chaise  
16 LHF Chaise  
34 x 59 x 33"  
86 x 150 x 84cm



35 RHF Corner Chaise  
36 LHF Corner Chaise  
91 x 38 x 33"  
232 x 97 x 84cm

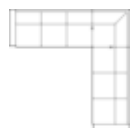


40 RHF Sofa Split  
39 LHF Sofa Split  
96 x 38 x 33"  
244 x 97 x 84cm

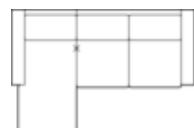
Dimensions are the same for reverse direction where applicable.

## POPULAR CONFIGURATIONS

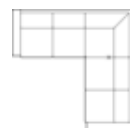
Note: Always assemble configurations from right hand facing to left hand facing. Dimensions are shown as width x depth.



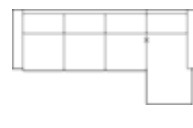
C0 7-Seat Corner Sectional  
122 x 122"



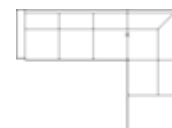
C1 3-Seat Sofa Sectional  
with Chaise



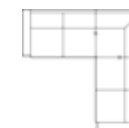
C2 5-Seat Corner Sectional  
96 x 96"



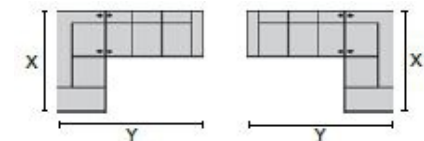
C8 4-Seat Sofa Sectional  
with Chaise



C9 5-Seat Corner Sectional  
with Chaise Lounge



CB Sectional-07/11/08  
96 x 96"



Specifications are correct at time of printing and are subject to change without notice.

LHF = left hand facing means the "end arm" is on the LEFT HAND SIDE of the upholstered piece when you are standing in front of the piece.

RHF = right hand facing means the "end arm" is on the RIGHT HAND SIDE of the upholstered piece when you are standing in front of the piece.

Actual measurements for each item may vary from what is shown here. Please allow up to a +/- 1 inch difference.