





41040 DELANEY

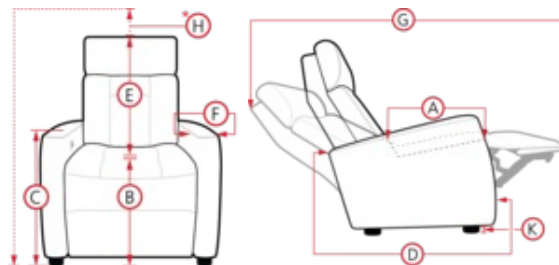
The Delaney collection is a classic motion collection. The collection features the cornerstone elements of reclining furniture: softness, customization and tailored comfort. The Delaney collection is ideal for the entire family. Its plush, fibre filled backs and wings are the perfect pairing of soft comfort you can't help but sink into for blissful relaxation. The full chaise seat provides support for the entire body and features high-resiliency foam for superior comfort and durability. The Delaney collection provides lavish and supple comfort. It's a classic family-friendly collection that will complete any space designed for entertaining and family gatherings.

FEATURES

- Cover: All Palliser Fabrics, All Palliser Leathers
- Features: Double top stitching for a luxurious and tailored finish (on leather and select fabrics), Hidden plastic glides integrated into the base
- Frame Construction: The majority of Palliser frames are constructed from engineered wood products, hardwood or softwood; joints are pinned and glued for uniformity and strength.
- Cushions: Semi-attached back cushions feature a fibre filling, blown into channels to prevent shifting and provide pillow-soft comfort, Full, chaise-style seat cushions feature a high-resiliency, high density foam core with a polyester wrap
- Suspension: Back suspension features sinuous springs to provide premium comfort and support, Seat suspension features heavy gauge sinuous springs, engineered to provide premium comfort and endurance
- Mechanism Activation: Manual recline with self-covered outside handle, Power recline with a two button power toggle switch



41040 DELANEY



*If applicable

A. Seat Depth: N/A
C. Arm Height: N/A
E. Seat Back Height: N/A
G. Reclined Depth: 67.1 in / 170.5 cm

B. Seat Height: N/A
D. Arm Depth: N/A
F. Width of Arm: N/A
H. Headrest Extension: N/A

PALLISER®
My Home, My Style, My Way™

Measurements displayed here represent the standard for this series. Some pieces may vary.



04 Home Theater Ottoman
44 x 28 x 19"
112 x 72 x 49cm



09 Corner Curve
47 x 47 x 39"
120 x 120 x 100cm



10 Armless Chair
24 x 39 x 39"
61 x 100 x 100cm



26 LHF Sofabed 54"
27 RHF Sofabed 54"
70 x 39 x 39"
178 x 100 x 100cm



30 Armless Recliner
60 Power Armless Recliner
24 x 39 x 39"
61 x 100 x 100cm



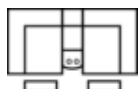
51 Sofa Recliner
61 Power Sofa Recliner
90 x 39 x 39"
229 x 100 x 100cm
IA: 73" / 186cm



52 Sofa Recliner, Drop
Table
62 Power Sofa Recliner, Dr
90 x 39 x 39"
229 x 100 x 100cm
IA: 73" / 186cm



53 Loveseat Recliner
63 Loveseat Recliner Powe
66 x 39 x 39"
168 x 100 x 100cm
IA: 48" / 122cm



58 Loveseat Console
68 Loveseat Console Pwr
81 x 39 x 39"
206 x 100 x 100cm



A0 11 Degree Storage
Wedge
17 x 39 x 36"
44 x 100 x 91cm



A1 45 Degree Storage
Wedge
36 x 37 x 36"
92 x 94 x 91cm



A2 Storage Console
13 x 39 x 36"
34 x 100 x 91cm



32 Rocker Recliner Chair
31 Wallhugger Recliner Pw
33 Swivel Rocker Recliner
35 Wallhugger Recliner Ch
39 Power Rocker Recliner
42 x 39 x 39"
107 x 100 x 100cm
IA: 23" / 59cm

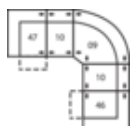


46 RHF Recliner Chair
47 LHF Recliner Chair
66 RHF Power Recliner
67 LHF Power Recliner
34 x 39 x 39"
87 x 100 x 100cm

Dimensions are the same for reverse direction where applicable.

POPULAR CONFIGURATIONS

Note: Always assemble configurations from right hand facing to left hand facing. Dimensions are shown as width x depth.



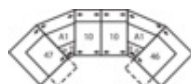
MA 5-Seat Curved Corner
Large Reclining Sectional



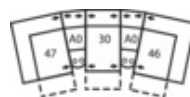
MB 5-Seat Curved Corner
Small Reclining Sectional



MD 5-Seat Curved Corner
Console Separated Reclining



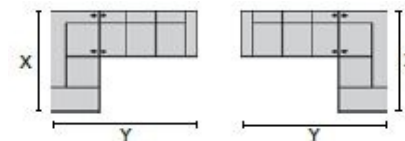
ME 4-Seat Console
Separated Angled Reclining



MF 3-Seat Console
Separated Angled Reclining



MG 4-Seat Console
Separated Angled Reclining



Specifications are correct at time of printing and are subject to change without notice.

LHF = left hand facing means the "end arm" is on the LEFT HAND SIDE of the upholstered piece when you are standing in front of the piece.

RHF = right hand facing means the "end arm" is on the RIGHT HAND SIDE of the upholstered piece when you are standing in front of the piece.

Actual measurements for each item may vary from what is shown here. Please allow up to a +/- 1 inch difference.