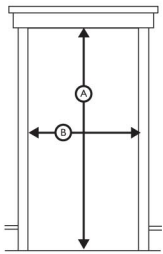


WILL YOUR FURNITURE FIT?

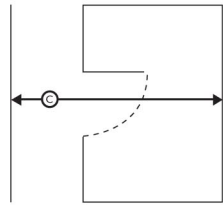
In the excitement of purchasing new furniture it's important to check if the pieces you've chosen will actually fit in your home. A staircase with an angle, a narrow walk way or a small door opening can present a challenge . With this tool we hope to guide you with some tips to determine in advance if an item will fit inside your home .

MEASURE YOUR SPACE

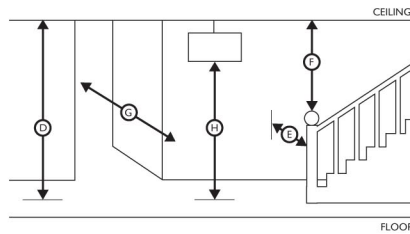
- 1 Measure the heights (A) and widths (B) of entry ways and hallways on both sides of your home
- 2 Measure the entry clearance (C) ---- the distance from the wall, through the doorway to the opposite wall
- 3 Factor in ceiling height (D), stairways (E), banisters (F), corners (G), and low hanging lights (H).
- 4 Determine the best pathway from outside your home to the room where your new furniture will be placed. Please be sure to account for any architectural details when taking measurements.



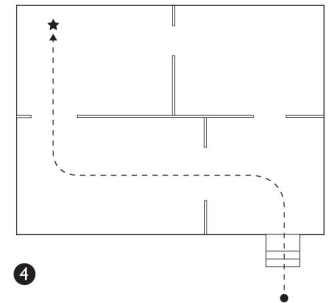
1



2



3



4

GET MEASUREMENTS OF THE NEW FURNITURE

- We provide the width, height, and depth of our furniture at leathershoppes.com
- Most of our leather furniture has removable feet or bases, which allow for movable clearance. See a sales assoc.
- Our furniture measurements are calculated from each piece's widest or tallest point. This means items with an angle, curve or overhang are included in the overall dimensions.

